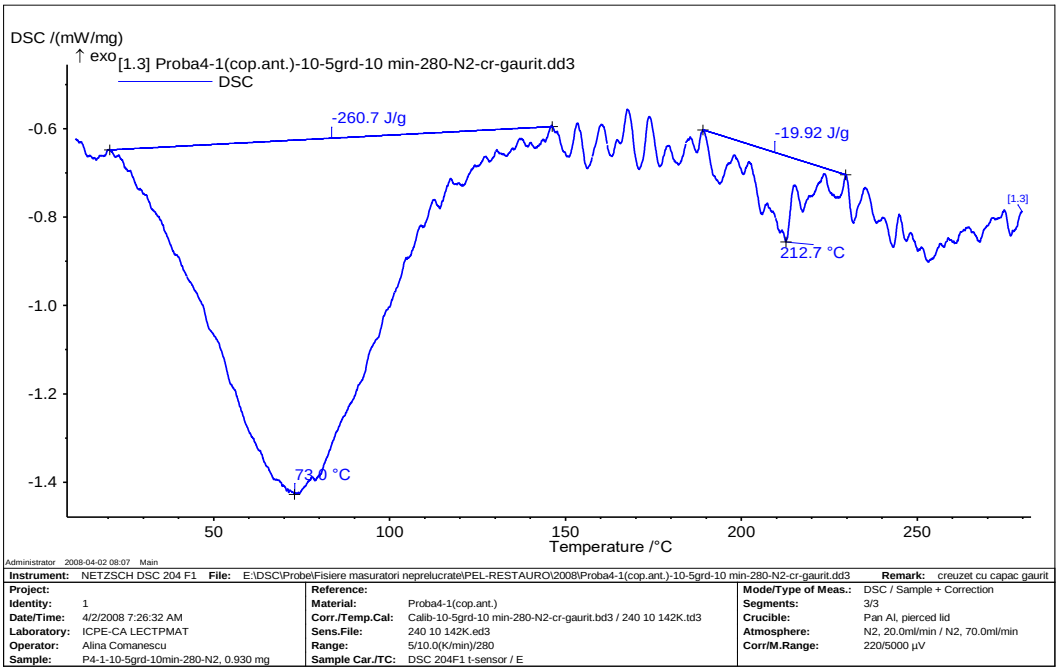

Fig. 1.9. Curba DSC pentru proba de piele P4-1

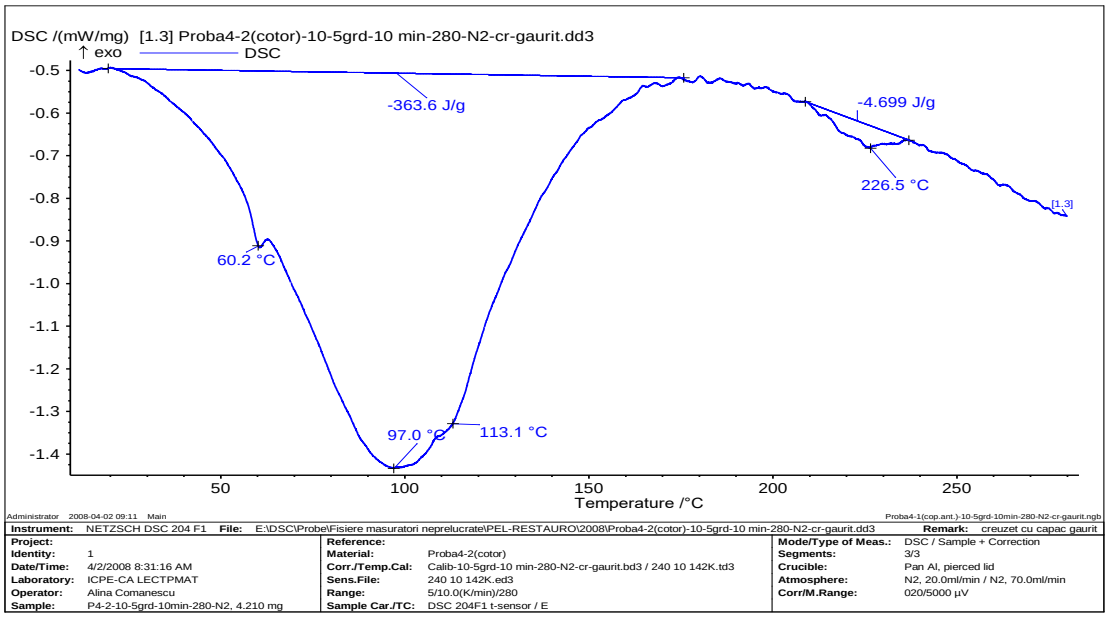

Fig. 1.10. Curba DSC pentru proba de piele P4-2

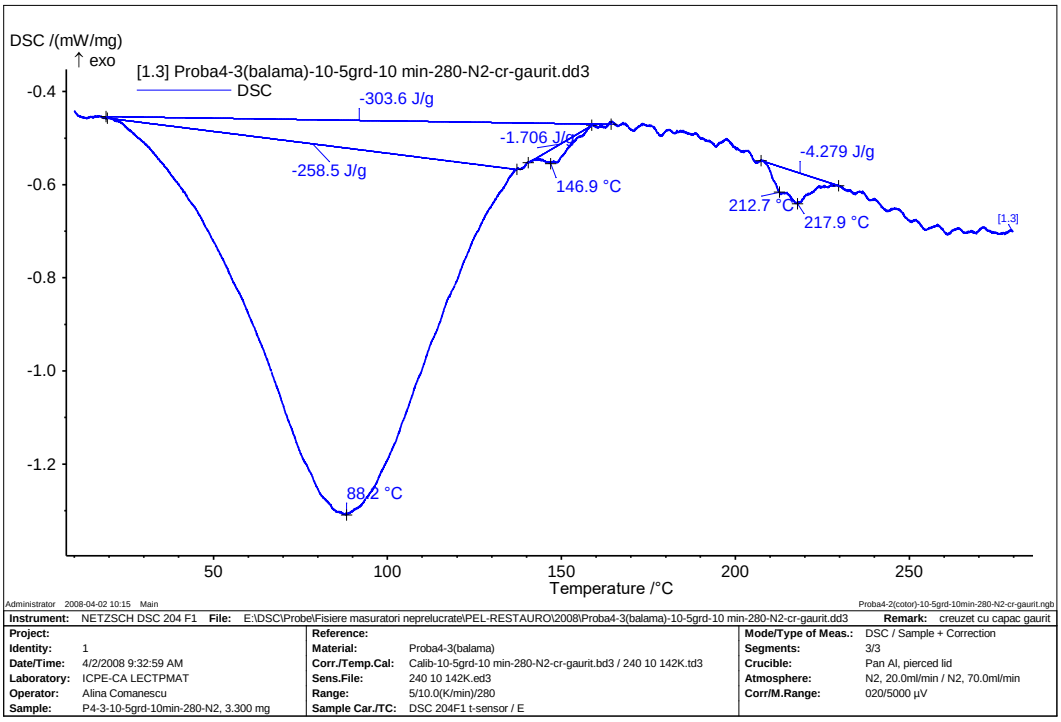

Instrument:	NETZSCH DSC 204 F1	**File:**	E:\DSC\Probe\Fisiere masuratori neprelucrate\PEL-RESTAURO\2008\Proba4-3(balama)-10-5grd-10 min-280-N2-cr-gaurit.dd3	**Remark:**	creuzet cu capac gaurit
Project:		**Reference:**		**Mode/Type of Meas.:**	DSC / Sample + Correction
Identity:	1	**Material:**	Proba4-3(balama)	**Segments:**	3/3
Date/Time:	4/2/2008 9:32:59 AM	**Corr./Temp.Cal:**	Calib-10-5grd-10 min-280-N2-cr-gaurit.bd3 / 240 10 142K.td3	**Crucible:**	Pan Al, pierced lid
Laboratory:	ICPE-CA LECTPMAT	**Sens.File:**	240 10 142K.ed3	**Atmosphere:**	N2, 20.0ml/min / N2, 70.0ml/min
Operator:	Alina Comanescu	**Range:**	5/10.0(K/min)/280	**Corr/M.Range:**	020/5000 µV
Sample:	P4-3-10-5grd-10min-280-N2, 3.300 mg	**Sample Car./TC:**	DSC 204F1 t-sensor / E		

Fig. 1.11. Curba DSC pentru proba de piele P4-3